

# Bars & Credenzas by design

AMERICAN MADE  FAMILY OWNED

## SHERRILL

45 Series Custom Furniture Program

Creating your own custom furniture has never been easier than with the SHERRILL Bars & Credenzas by Design program. Customize your perfect display, coffee center, refreshment bar, media console, home office or storage solution by selecting your ideal configuration and styling.

Series	Unit	Top Style	Drawer Style	Door Style	Foot Style	Hardware Style	Wood Finish
4 5	<input type="checkbox"/>	<input type="checkbox"/>	<input type="checkbox"/>	<input type="checkbox"/>	<input type="checkbox"/>	<input type="checkbox"/>	<input type="checkbox"/>

### 1. Select Your Unit

4 5

\*NOTE: 20w 18D 33H opening for fridge

#### 33 1/4" Height Styles



**H** 1 Door, 3 Drawer  
49 3/4W 20D 33 1/4H

#### 42" Height Styles



**V** 1 Door, 1 Shelf, 3 Drawer  
49 3/4W 20D 42H



**P** \*Refrigerator Compatible Unit  
49 3/4W 20D 42H



- 42H Bar Height Styles
- Shown with Bar Stool and average height adults
- 28D Stone Bar Top available with 8" overhang and finished back panel



**A** 2 Door, 3 Drawer  
72W 20D 33 1/4H



**J** 2 Door, 3 Shelf, 3 Drawer  
72W 20D 42H



**M** \*Refrigerator Compatible Unit  
72W 20D 42H



**G** 2 Door, 1 Shelf, 5 Drawer  
72W 20D 42H



**E** 2 Door, 6 Drawer  
72W 20D 42H



**Z** 2 Door, 3 Drawer  
84W 20D 33 1/4H



**W** 2 Door, 3 Shelf, 3 Drawer  
84W 20D 42H



**R** \*Refrigerator Compatible Unit  
84W 20D 42H



**X** 2 Door, 1 Shelf, 5 Drawer  
84W 20D 42H



**Y** 2 Door, 6 Drawer  
84W 20D 42H

### 2. Select Your Top Style

4 5



**1** Wood Top - Cove Edge



**4** Wood Top - Square Edge



**L** Light Stone - Standard 20"



**D** Dark Stone - Standard 20"



**M** Light Stone - Bar Top 28"



**E** Dark Stone - Bar Top 28"

**C** Customers Own Stone Top

### 3. Select Your Drawer Style

Use **0** to Omit Drawers

4 5



**1** Modern (Clean)



**2** Single Bead



**3** Double Bead



**4** Reeded Panel



**5** Mitered Moulding



**6** Greek Key

4. Select Your Door Style

4 5

Use 0 to Omit Doors



- 1 Modern (Clean)
- 2 Single Bead
- 3 Double Bead
- 4 Reeded Panel
- 5 Mitered
- 6 Greek Key

5. Select Your Foot Style

4 5





















- 1 Square
- 2 Tapered
- 3 Sabre
- 4 Turned
- 5 Plinth Solid
- 6 Plinth Bracket

6. Select Your Hardware Style


4 5

Use 0 to Omit Hardware and No Pre-Drilled Holes

 Antique Nickel Harbor Style A	 Brushed Nickel Harbor Style B	 Champagne Bronze Harbor Style C	 Oil Rubbed Bronze Harbor Style D	 Satin Brass Harbor Style E	 Matte Black Drift Style I
 Brushed Nickel Drift Style 2	 Champagne Bronze Drift Style 3	 Chrome Drift Style 4	 Honey Bronze Drift Style 5	 Honey Bronze Oxbow Style 6	 Brushed Nickel Oxbow Style 7
 Antique Nickel Oxbow Style 8	 Brushed Gold Riverbend Style J	 Brushed Nickel Riverbend Style K	 Chrome Riverbend Style L	 Matte Black Riverbend Style M	 Scan here to view entire program

7. Select Your Finish

4 5

 Cashew C 4	 Natural Walnut N T	 Cotswold G 1	 Greystone G 4	 Modern Elm A 2	 Ore G 3	 Steel G 2
 Mushroom M 1	 Sandstone P 6	 Cotton W P	 Sky B P	 Navy N P	 Sage G P	 Coal C P